

***WEBFORM***

***8.X-5.X***

# HELLO!



Hi, my name is Jacob Rockowitz.

- × I am known as jrockowitz on the web.
- × I am a Drupal developer/software architect.
- × I built and maintain the Webform module for Drupal 8.



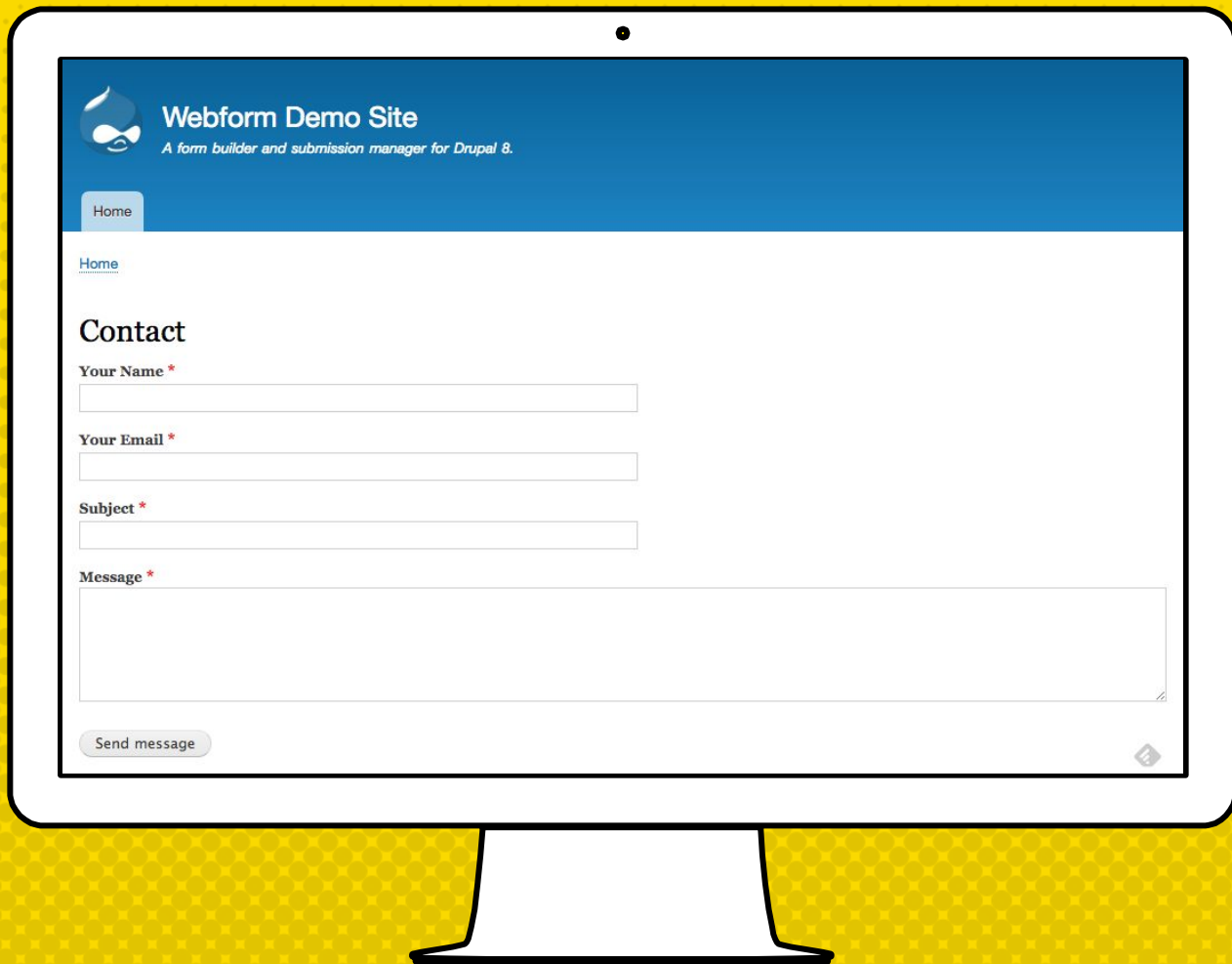
**1.**

***WHAT IS THE  
WEBFORM MODULE?***



***A FORM BUILDER  
AND  
SUBMISSION MANAGER***

**THIS  
IS A  
FORM**



The image shows a computer monitor with a white bezel and a black stand, displaying a web form. The background is a yellow field with a black dot grid pattern. The web form has a blue header bar with the Drupal logo and the text 'Webform Demo Site' and 'A form builder and submission manager for Drupal 8.'. Below the header is a navigation bar with a 'Home' button. The main content area has a 'Home' link and a 'Contact' section. The 'Contact' section contains four form fields: 'Your Name \*', 'Your Email \*', 'Subject \*', and 'Message \*'. Each field has a red asterisk indicating it is required. The 'Message' field is a larger text area. At the bottom of the form is a 'Send message' button and a small Drupal logo icon.

**Webform Demo Site**  
*A form builder and submission manager for Drupal 8.*

Home

[Home](#)

## Contact


Your Name \*

Your Email \*

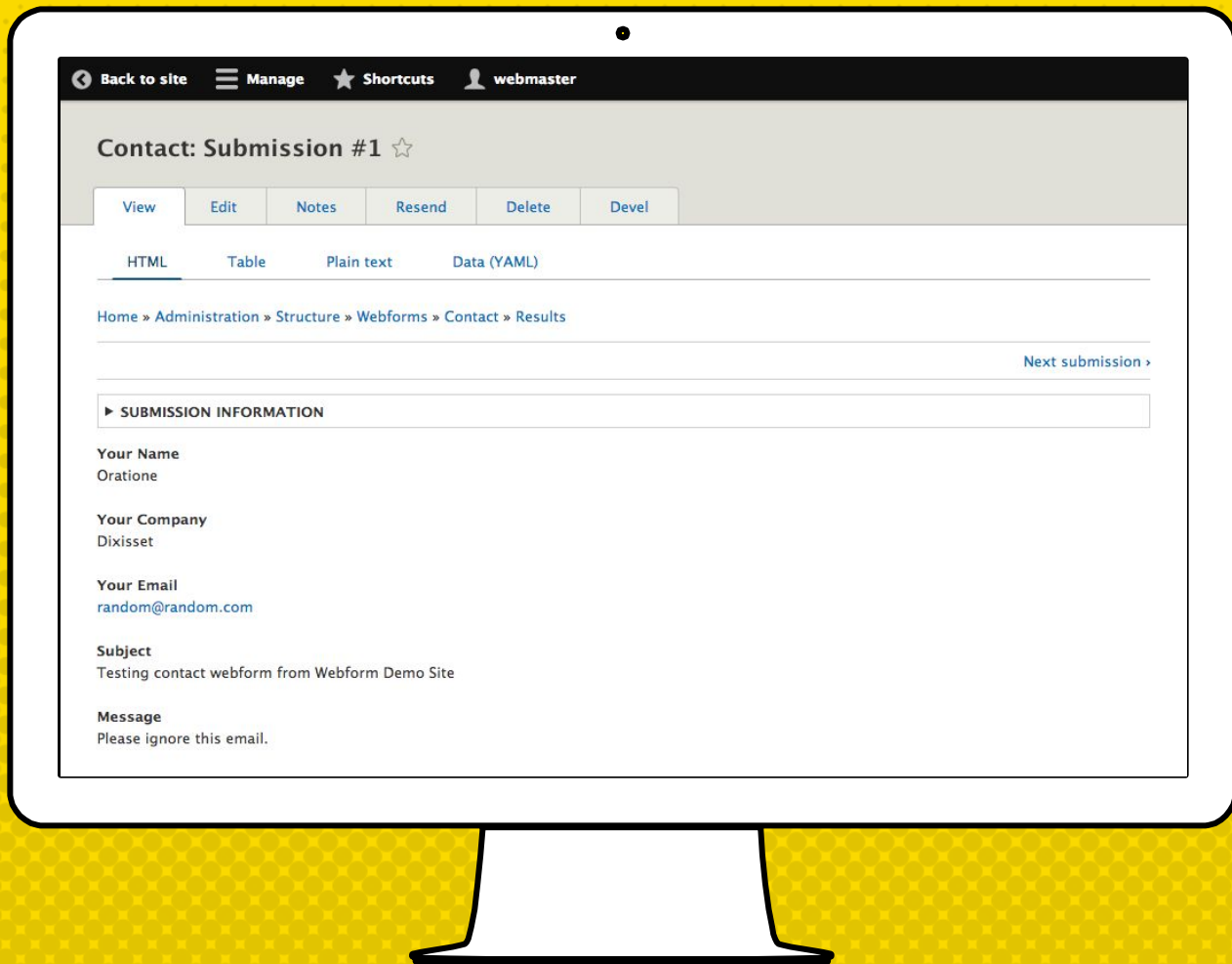
Subject \*

Message \*

Send message



**THIS  
IS A  
FORM  
SUBMISSION**



## ***YAMLFORM 8.X-1.X TO WEBFORM 8.X-5.X***

- × 2015 – Webform was not ported to Drupal 8.
  - × 2015 – YAML Form began with  
MSKCC's early adoption of Drupal 8.
  - × 2016 – YAML Form module created
  - × 2017 – YAML Form moved to Webform.
- 
- × YAML Form was a developer centric solution.
  - × Webform is for developers & site builders.

**WHAT IS A**

**YAML FORM**



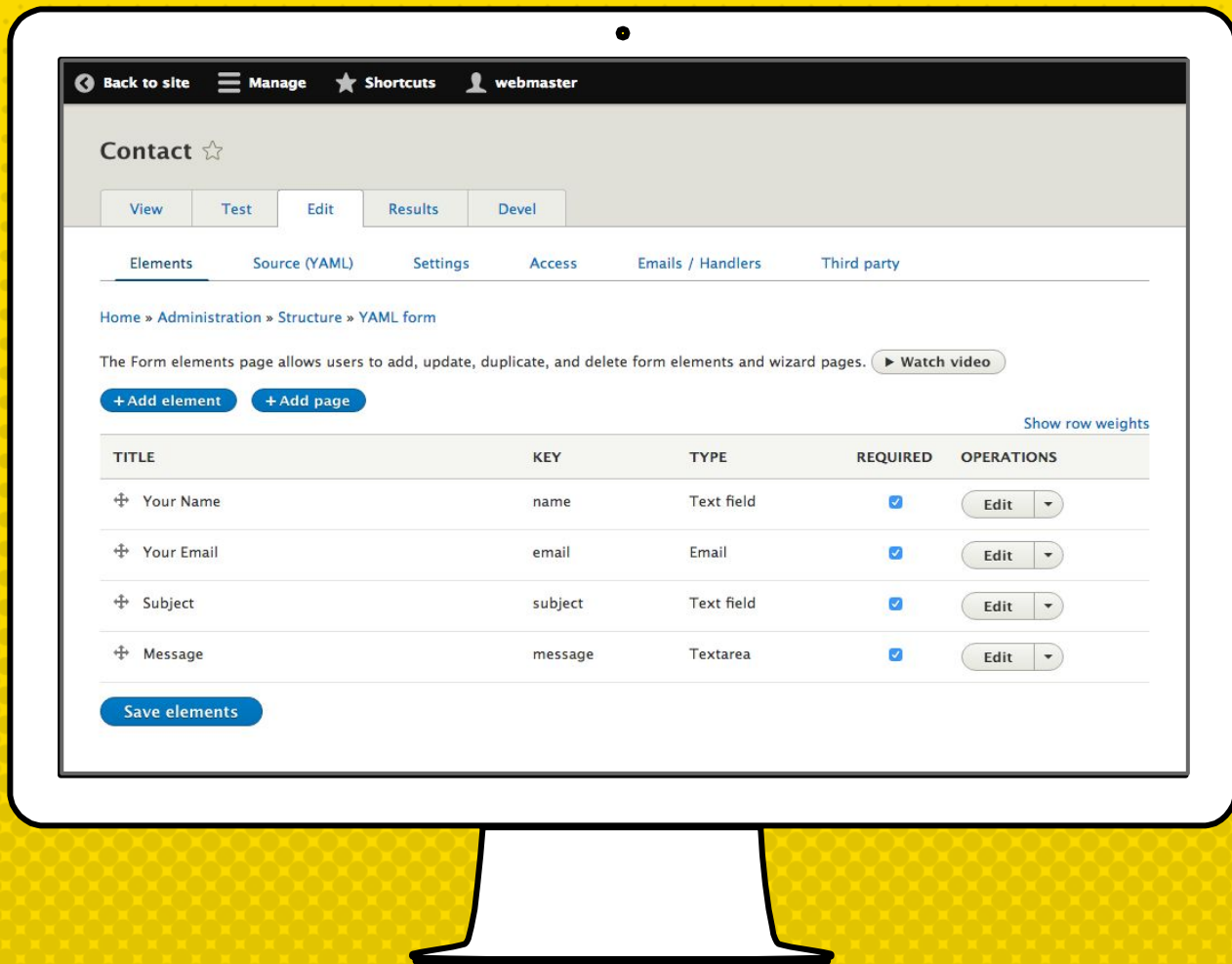
# ***THIS WAS THE YAML FORM MODULE***

```
name:
  '#title': 'Your Name'
  '#type': textfield
email:
  '#title': 'Your Email'
  '#type': email
subject:
  '#title': 'Subject'
  '#type': textfield
message:
  '#title': 'Message'
  '#type': textarea
```

# WHAT IS A WEBFORM



# THIS IS THE WEBFORM MODULE



A stylized illustration of a computer monitor with a white bezel and a black stand. The screen is dark blue and displays the text "<demo>" in a bright blue, sans-serif font. The background of the entire image is a light blue with a subtle pattern of small, darker blue dots.

<demo>

## ***WHAT'S NEW?***

- × Object Oriented API
- × Editing the Source
- × 70+ Webform Elements
- × 100's of Custom Settings
- × Composites & Multi-value
- × Examples & Templates
- × Customizable Results
- × More Documentation

<https://www.drupal.org/docs/8/modules/webform/webform-features>

## ***WHAT'S MISSING?***

- × Views Integration
- × Rules Integration
- × Drag-n-Drop WYSIWYG
- × Advanced Conditionals
- × Statistics & Charts
- × Third Party Integrations
- × D6 and D7 Migration
- × Contributors...

<https://www.drupal.org/docs/8/modules/webform/webform-roadmap>

## ***MORE COOL STUFF...***

- × Anonymous Drafts with Automated Purging.
- × Anonymous to Authenticated Submission Conversion.
- × Reusable Select, Radios, and Checkbox Options .
- × Custom JavaScript and Stylesheet Injection.
- × Form Opening and Closing Scheduling.
- × Form and Element Access Controls.
- × Send Email to All User Assigned to a Specific Role.
- × Scheduled Email Reminders.
- × Submission and Transaction Log.
- × Third Party Settings including Honeypot Integration.
- × Dismissable Inline Messages.



**2.**

***WHO BUILT THE  
WEBFORM MODULE?***

# ***THANK QUICKSKETCH AND THE MAINTAINERS***

The Webform module has been maintained  
by Nate Lampton (QuickSketch),  
since March 24, 2006.

Webform 7.x-4.x lives on in BackDropCMS.



**487,102 SITES**

currently report using the Webform module

**3,855,142 DOWNLOADS**

since 2004

## ***WHY DID I BUILD THE YAML FORM/WEBFORM MODULE***

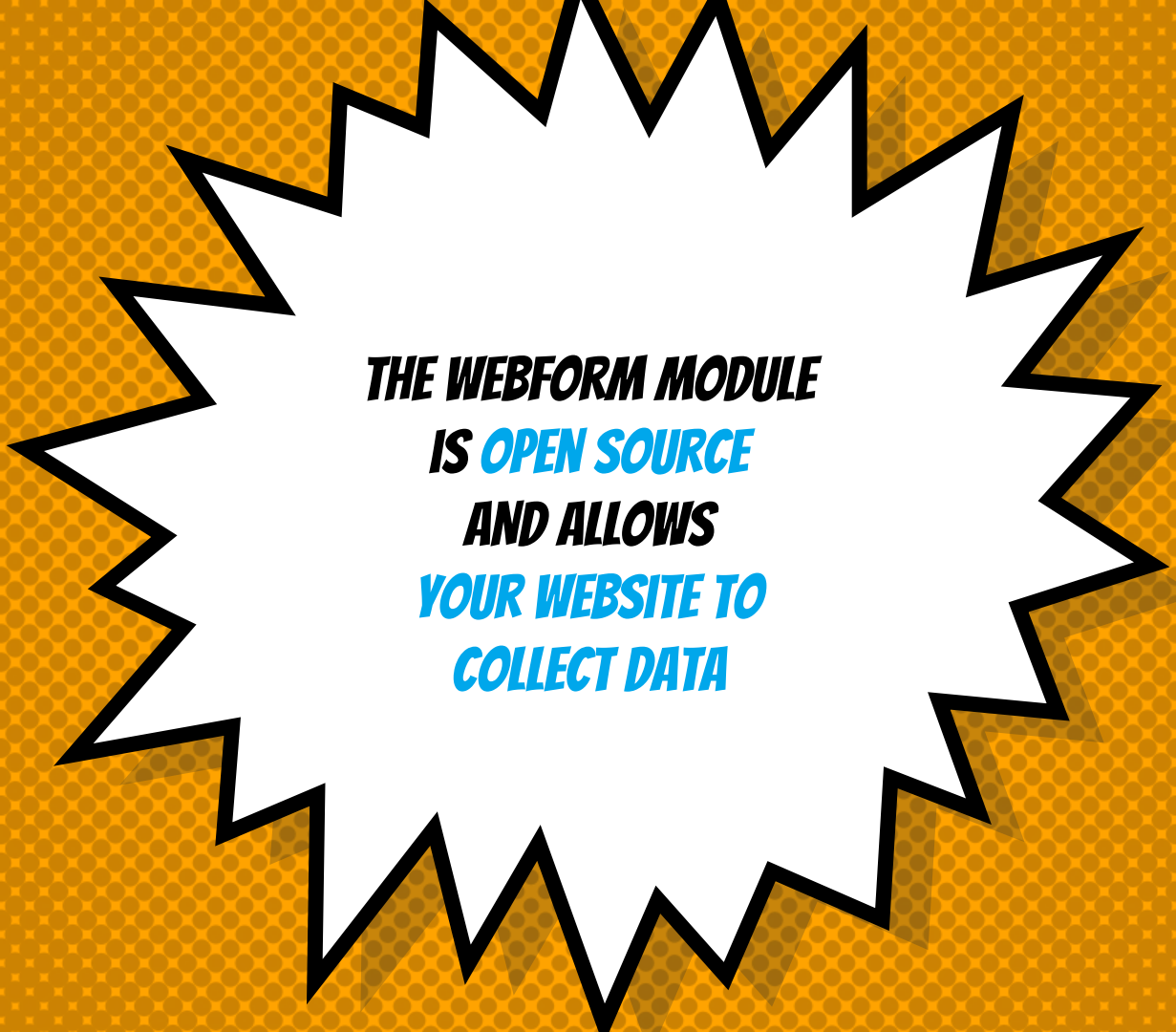
- × I want to contribute something.
  - × I like to focus my energy on one project.
  - × I enjoy working on long term projects.
- 

- × Drupal 8 needs a form builder.
- × Open Source needs a form builder.



**3.**

***WHY SHOULD YOU USE  
THE WEBFORM MODULE?***



***THE WEBFORM MODULE  
IS **OPEN SOURCE**  
AND ALLOWS  
**YOUR WEBSITE TO  
COLLECT DATA*****

## ***THE USE CASE...***

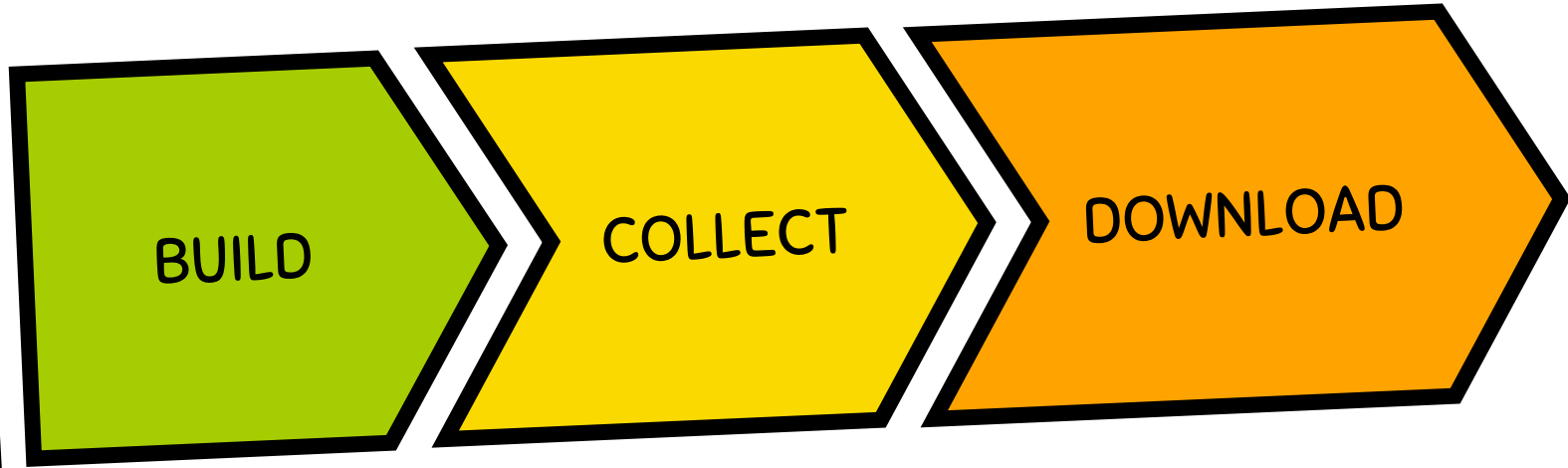
- × **BUILD** a form or copy a template
- × **PUBLISH** the form as a page, node, or block
- × **COLLECT** form submissions
- × **SEND** confirmations and notifications
- × **REVIEW** results online
- × **DOWNLOAD** results as a CSV

***ONCE AGAIN, THE USE CASE...***

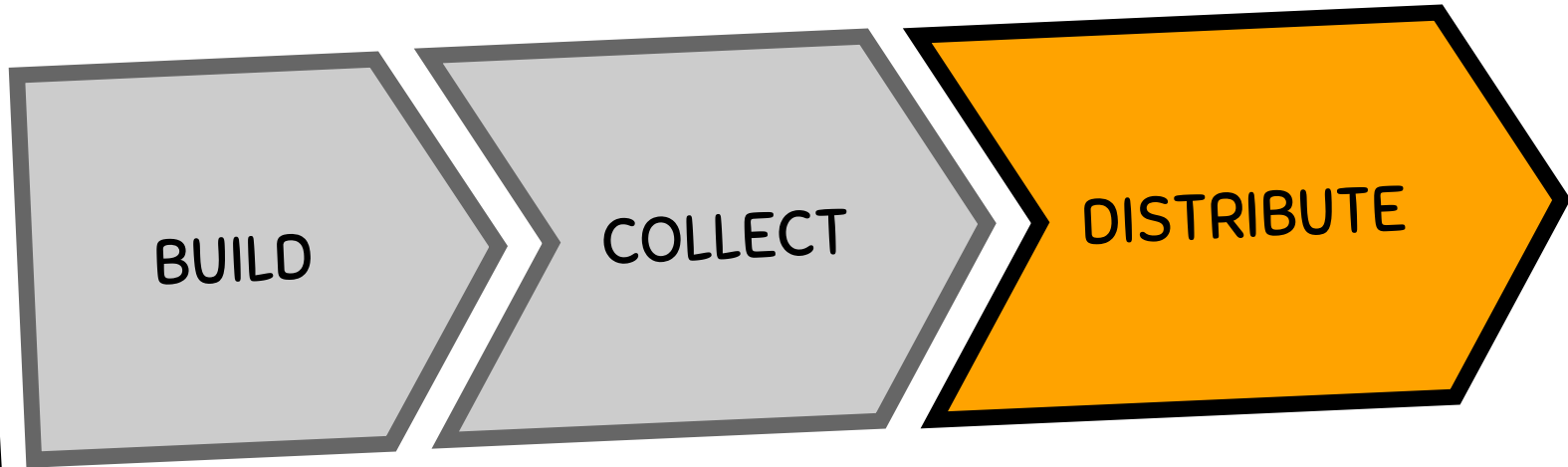
**BUILD**

**COLLECT**

**DOWNLOAD**



## ***THE OTHER USE CASE...***





**4.**

***WHAT ARE THE  
ALTERNATIVES TO THE  
WEBFORM MODULE?***

## ***PROPRIETARY***



## ***OPEN SOURCE***



## ***DRUPAL CORE***



+ Add contact form





**5.**

***WHERE DO  
YOU START?***



***THE WEBFORM MODULE IS  
A COMPLETE SOLUTION  
FOR BUILDING FORMS***

# ***INSTALLATION***

- × Download the Webform module  
<https://www.drupal.org/project/webform>
- × Enable Webform core and sub modules  
<https://www.drupal.org/docs/8/modules/webform/webform-introduction>
- × Install external libraries  
<https://www.drupal.org/docs/8/modules/webform/webform-libraries>
- × Add additional functionality using add-ons  
<https://www.drupal.org/docs/8/modules/webform/webform-add-ons>

## ***GETTING HELP***

- × Documentation & Cookbook

<https://www.drupal.org/docs/8/modules/webform/webform-cookbook>

- × Screencasts

<https://www.drupal.org/docs/8/modules/webform/webform-videos>

- × Drupal Answers

<http://drupal.stackexchange.com>

- × Webform Issue Queue

<https://www.drupal.org/project/issues/webform?version=8.x>

A stylized illustration of a computer monitor with a white bezel and a black dot at the top center. The screen is dark blue and displays the text "<demo>" in a bright blue, sans-serif font. The monitor is set against a light blue background with a subtle pattern of small dots.

`<demo>`



**6.**

***WHAT CAN YOU DO  
WITH THE MODULE?***



***THE WEBFORM MODULE  
ALLOWS YOU TO BUILD  
ANY TYPE OF FORM***

## ***LEARN FROM THE EXAMPLES, TEMPLATES, AND TESTS.***

- × Elements & Composites
- × Multicolumn Layouts
- × Multi-step Wizard
- × Conditional Logic
- × Demo Applications
- × Reusable Templates

A stylized illustration of a computer monitor with a white bezel and a black dot at the top center. The screen is dark blue and displays the text "<demo>" in a bright blue, sans-serif font. The monitor is set against a light blue background with a subtle pattern of small dots.

`<demo>`



**1.**

***WHAT CAN YOU BUILD  
WITH THE MODULE?***



***THE WEBFORM MODULE  
ALLOWS YOU TO BUILD  
APPLICATIONS***

## ***APPLICATIONS***

College Application

Job Application

Employee Evaluation

## ***REGISTRATION***

Event Registration

Meetup Registration

User Registration

## ***ETC...***

Online Donations

Appointments

User Profiles



**8.**

***HOW DO YOU PUBLISH  
A WEBFORM***



***WEBFORMS CAN BE  
FULLY INTEGRATED  
INTO YOUR WEBSITE.***

## ***PLACING FORMS ON YOUR WEBSITE***

### **Node**

Webforms can be attached to a node with the node's form submissions collected in a dedicated 'Results' tabs.

### **Block**

Webforms can be placed on your site as a block. The URL and source entity for each submission is automatically tracked.

### **Custom**

Webforms can be added to a render array, which can be easily altered using custom hooks and/or plugins.


A stylized illustration of a computer monitor with a white bezel and a black stand. The monitor's screen is dark blue and displays the text "<demo>" in a bright blue, sans-serif font. The background of the entire image is a light blue with a subtle pattern of small, darker blue dots.

<demo>



**9.**

***WHAT CAN YOU DO  
WITH SUBMISSIONS***



***THE WEBFORM MODULE  
PROVIDES AN API TO DOWNLOAD  
AND/OR HANDLE SUBMISSION  
CONFIRMATIONS AND  
NOTIFICATIONS TO ANY SYSTEM***

## ***TYPES OF WEBFORM HANDLERS & EXPORTERS***

### **Notification**

Submissions can be emailed using a WebformHandler which, can be extended to route submissions to any system.

### **Remote Post**

Submissions can also be pushed to any remote server.

### **Download**

Submissions can be downloaded as CSV, JSON, YAML, and more...

A stylized illustration of a computer monitor with a white bezel and a black dot at the top center. The screen is dark blue and displays the text "<demo>" in a bright blue, sans-serif font. The monitor is set against a light blue background with a subtle pattern of small dots.

`<demo>`

**FRONT-END**


**ANY BACKEND**





**10.**

***WHAT CAN YOU  
CUSTOMIZE?***



***THE WEBFORM MODULE  
SHIPS WITH  
REASONABLE DEFAULTS  
BUT EVERYTHING  
IS CUSTOMIZABLE.***

A stylized illustration of a computer monitor with a white bezel and a black dot at the top center. The screen is dark blue and displays the text "<demo>" in a bright blue, sans-serif font. The monitor is set against a light blue background with a subtle pattern of small dots.

`<demo>`



**11.**

***HOW DO YOU EXTEND  
THIS MODULE?***

## ***WHAT IS WHAT***

- × **Webforms** are config entities.
- × **Submissions** are content entities.
- × **Elements, Handlers, and Exporters** are plugins.
- × **Everything** runs through Drupal's theme system.
- × ...and there are lots of **Tests**.



**12.**

***HOW DO YOU  
TRANSLATE A WEBFORM?***



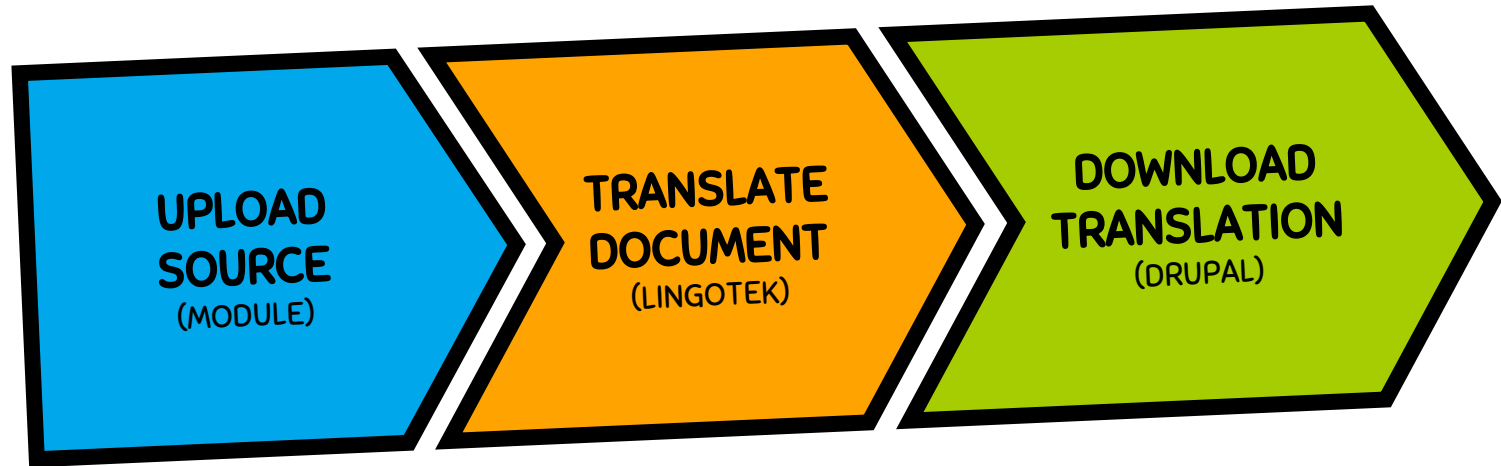
***DRUPAL 8 MAKES IT  
EASY TO TRANSLATE  
A WEBFORM.***

***LINGOTEK MAKES IT EVEN  
EASIER TO TRANSLATE  
A WEBFORM.***

## ***LINGOTEK'S TRANSLATION MANAGEMENT SYSTEM***

- × Works directly with Drupal 8's built-in translation system
- × Provides free machine translation using Google Translate and Microsoft Translator
- × Offers extensive professional translation and localization services

# ***LINGOTEK TRANSLATION PROCESS***



A stylized illustration of a computer monitor with a white bezel and a black stand. The screen is dark blue and displays the text "<demo>" in a bright blue, sans-serif font. The background of the entire image is a light blue with a subtle pattern of small, darker blue dots.

<demo>



**13.**

***HOW CAN YOU  
HELP SUPPORT THE  
WEBFORM MODULE?***

**CONTRIBUTE TO THE**  
**COMMUNITY**



## ***TYPES OF CONTRIBUTION***

- × Report or fix a bug.

<https://www.drupal.org/node/73179>

- × Request or build a feature.

<https://www.drupal.org/node/add/project-issue/webform>

- × Write or edit documentation.

<https://www.drupal.org/docs/8/modules/webform>

- × Spread the word and tell your story.

<https://www.drupal.org/case-studies>

- × Sponsor and contribute a new feature.



***SIGN UP & TRY THE  
LINGOTEK-INSIDE DRUPAL  
MODULE FOR **FREE** AND SAY  
THAT I REFERRED YOU.***

***RALPH SAYS...***



***JAKE WILL RECEIVE A  
SOFTWARE REFERRAL FEE,  
WHICH WILL HELP FUND HIS  
ONGOING AND DEDICATED  
EFFORT TO IMPROVING AND  
MAKING THE WEBFORM  
MODULE FOR DRUPAL 8  
AWESOME!!!***

A stylized illustration of a computer monitor with a white bezel and a black stand. The screen is dark blue and displays the text "<demo>" in a bright blue, sans-serif font. The background of the entire image is a light blue with a subtle pattern of small, darker blue dots.

`<demo>`



**13.**

***SO, WHAT'S  
NEXT?***

# ***ROADMAP...***

## **Views**

Better Views integration for form submission data.

## **Rules**

Rules integration to enhance form handling.

## **Conditionals**

Provide server-side validation for #states, include hiding wizard pages.

## **Templates**

More out-of-the box starter templates.

## **3<sup>rd</sup> Party Integration**

Payment, CRM, Google Sheets, Zapier, etc...

## **UI/UX**

Integrate the Outside-In initiative's system tray.

<https://www.drupal.org/docs/8/modules/webform/webform-roadmap>

**and ...**

# **FIELD API**

# **INTEGRATION**



Issue #2792583: Use Field API

<https://www.drupal.org/node/2792583>



**14.**

***HOW CAN I  
HELP YOU?***

***LEARN***



***TRAINING  
& SUPPORT***

***CONTRIBUTE***



***SPONSOR  
A FEATURE***

***SUCCEED***



***CONTACT  
ME***



***JROCKOWITZ.COM***

<https://www.drupal.org/u/jrockowitz>



Ralph says...

***THANKS!***

