

# Site Building Tools, Tips, Modules, and Tricks

**Shani Felder**  
August 24, 2018

Drupal GovCon 2018

# Welcome

- Who is this chick?
- Who is this for?
- What are we here to learn?

# Hi, I'm Shani

- Front-end Web Developer / Designer
- Drupal Site Builder & Themer
- Still new to some Drupal, not ashamed!



# Who are you?

- This session is for site builders who might wonder:
  - "Why didn't I know about this module 3 websites ago?"
  - "Isn't there a better way to search and sort all of this content?"
  - "Will this task require custom code?"
  - "Is there a module for that??"
- Anyone else in the house?

# What you'll learn today

- A few modules that make viewing and using the Drupal admin area easier
- Simple Drush (Drupal Shell) commands to help you manage your site quickly
- Tried and true resources that help you learn Drupal at your own pace
- What other attendees are doing and using during a share and tell segment
- What we'll miss:
  - Drupal site building or theming basics
  - Creating modules
  - Installing drush

*This session will be geared to those using Drupal 7, but with an emphasis on tools and modules also available in Drupal 8. (Any encouragement to migrate your Drupal 7 websites to Drupal 8 is ~~purely~~ possibly coincidental ☺)*

# Modules for Site Builders

# The Essentials

- Views
- Token
- Webform
- CKEditor
- Block Class
- Menu Attributes
- Link
- Media
- Pathauto
- Context
- Superfish
- Paragraphs
- Find content
- Views slideshow
- Admin Toolbar
- Display Suite
- Replicate
- Flexslider
- Slick Slideshows
- Language Switcher Dropdown
- Node Export
- Automated Logout
- Backup and Migrate
- Select (or Other)
- and so many more!

# Today's Highlights

- Module Filter
- Administration Views
- EIM (Extend Image Module)
- Focal Point
- Field Group



# Module Filter

[drupal.org/project/module\\_filter](https://drupal.org/project/module_filter)

- Improves module readability and findability
- Available for Drupal 7 and 8
- Some functionality built into Drupal 8 core

# Module Filter

## Drupal Extend / Modules Page (/admin/modules)

[+ Install new module](#)

Enter a part of the module name or description

► CORE

► CORE (EXPERIMENTAL)

▼ FIELD TYPES

☒ **Datetime** ► Defines datetime form elements and a datetime field type.

☒ **Entity Reference Revisions** ► Adds a Entity Reference field type with revision support.

☒ **File** ► Defines a file field type.

☒ **Image** ► Defines an image field type and provides image manipulation tools.

☒ **Link** ► Provides a simple link field type.

☒ **Options** ► Defines selection, check box and radio button widgets for text and numeric fields.

☐ **Telephone** ► Defines a field type for telephone numbers.

# Module Filter

## Modules Page with Module Filter Enabled (Drupal 7)

Regularly review and install [available updates](#) to maintain a secure and current site. Always run the [update script](#) each time a module is updated.

[+ Install new module](#)

All

Recent

New

Access control

Administration  
3 of 6  
[+ Administration Development tools](#)

Background Images

Caching

Chaos tool suite

Context

Core  
[- Contextual links](#)

Date/Time

Save configuration

Filter list

☒ Enabled ☒ Disabled ☒ Required ☒ Unavailable

	NAME	DESCRIPTION	LINKS
<input type="checkbox"/> OFF	<b>Actions permissions (VBO)</b> (actions_permissions)	► Provides permission-based access control for actions. Used by Views Bulk Operations.	
<input type="checkbox"/> ON	<b>Administration Development tools</b> (admin_devel)	► Administration and debugging functionality for developers and site builders.	
<input type="checkbox"/> ON	<b>Administration menu</b> (admin_menu)	► Provides a dropdown menu to most administrative tasks and other common destinations ...	<a href="#">Help</a> ▾
<input type="checkbox"/> OFF	<b>Administration menu Toolbar style</b> (admin_menu_toolbar)	► A better Toolbar.	
<input type="checkbox"/> ON	<b>Administration views</b> (admin_views)	► Replaces all system object management pages in Drupal core with real views.	
<input type="checkbox"/> ON	<b>Module filter</b> (module_filter)	► Filter the modules list.	<a href="#">Help</a> ▾

# Module Filter

## Modules Page with Module Filter Enabled (Drupal 8)

Regularly review and install [available updates](#) to maintain a secure and current site. Always run the [update script](#) each time a module is updated.

[+ Install new module](#)

All modules  
48 of 80

3

Recently enabled  
0

Newly available  
0

Core  
2

FlexSlider  
1

views

☒ Enabled ☒ Disabled ☒ Unavailable

☐

FlexSlider Views Style

▸ Adds a Views style plugin for FlexSlider

☒

Views

▸ Create customized lists and queries from your database.

☒

Views UI

▸ Administrative interface for Views.

Install

# Administration Views

[drupal.org/project/admin\\_views](https://drupal.org/project/admin_views)

- Replaces object management pages in Drupal core with Views
- Useful for sorting and finding content
- Included in Drupal 8 core (but still maintained for 7)

# Administration Views

## Drupal 7 Core Content Page (/admin/content)

[+ Add content](#)

SHOW ONLY ITEMS WHERE

status


type

language

[Filter](#)

UPDATE OPTIONS

[Update](#)



- no searching
- no custom / additional filters

<input type="checkbox"/>	TITLE	TYPE ▲	AUTHOR	STATUS	UPDATED	LANGUAGE	OPERATIONS
<input type="checkbox"/>	<a href="#">Gustav Borchgrevink Portrait Competition Finalists Announced</a>	Article	<a href="#">World</a>	published	Sep 28, 2015 4:07 PM	Language neutral	<a href="#">edit</a> <a href="#">delete</a>
<input type="checkbox"/>	<a href="#">New Open–Dark Fields of the Republic: Alexander Gardner Photographs, 1819–1872</a>	Article	<a href="#">World</a>	published	Sep 28, 2015 3:32 PM	Language neutral	<a href="#">edit</a> <a href="#">delete</a>
<input type="checkbox"/>	<a href="#">Living Self-Portrait: Delaines Huerta</a>	Article	<a href="#">World</a>	published	Sep 28, 2015 3:28 PM	Language neutral	<a href="#">edit</a> <a href="#">delete</a>
<input type="checkbox"/>	<a href="#">Considering Leah Chase</a>	Article	<a href="#">World</a>	published	Sep 28, 2015 3:23 PM	Language neutral	<a href="#">edit</a> <a href="#">delete</a>
<input type="checkbox"/>	<a href="#">Smithsonian's First Major Retrospective of Alexander Gardner's Photographs at the National Portrait Gallery</a>	Article	<a href="#">World</a>	published	Sep 28, 2015 4:11 PM	Language neutral	<a href="#">edit</a> <a href="#">delete</a>
<input type="checkbox"/>	<a href="#">40th Anniversary of the Death of Dr. Martin Luther King Jr.</a>	Blog	<a href="#">World</a>	published	Feb 20, 2016 3:33 AM	Language neutral	<a href="#">edit</a> <a href="#">delete</a>
<input type="checkbox"/>	<a href="#">The Olindeati Portraits: A Valentine Story</a>	Blog	<a href="#">World</a>	not published	Dec 11, 2015 5:01 PM	Language neutral	<a href="#">edit</a> <a href="#">delete</a>
<input type="checkbox"/>	<a href="#">George from Paris, 1780: John Paul Jones</a>	Blog	<a href="#">World</a>	published	Mar 17, 2016 8:51 PM	Language neutral	<a href="#">edit</a> <a href="#">delete</a>

# Administration Views

## Drupal 7 Content Page with Administration Views (admin\_views) enabled

[+ Add content](#)

Title Type Author Published Vocabulary

### OPERATIONS

<input type="checkbox"/>	TITLE	TYPE ▲	AUTHOR	PUBLISHED	UPDATED	OPERATIONS
<input type="checkbox"/>	New Open–Dark Fields of the Republic: Alexander Gardner Photographs, 1819–1872	Article	<a href="#">View</a>	Yes	Sep 28, 2015 3:32 PM	<a href="#">edit</a> <a href="#">delete</a>
<input type="checkbox"/>	Osborn Beechey Portrait Competition Finalists Announced	Article	<a href="#">View</a>	Yes	Sep 28, 2015 4:07 PM	<a href="#">edit</a> <a href="#">delete</a>
<input type="checkbox"/>	Seth Thompson's First Major Retrospective of Alexander Gardner's Photographs at the National Portrait Gallery	Article	<a href="#">View</a>	Yes	Sep 28, 2015 4:11 PM	<a href="#">edit</a> <a href="#">delete</a>
<input type="checkbox"/>	Considering Leah Chase	Article	<a href="#">View</a>	Yes	Sep 28, 2015 3:23 PM	<a href="#">edit</a> <a href="#">delete</a>
<input type="checkbox"/>	Living Self-Portrait: Dolores Huerta	Article	<a href="#">View</a>	Yes	Sep 28, 2015 3:28 PM	<a href="#">edit</a> <a href="#">delete</a>
<input type="checkbox"/>	Grant and Lee: Two Lives, One Gallery	Blog	<a href="#">View</a>	Yes	Dec 11, 2015 5:01 PM	<a href="#">edit</a> <a href="#">delete</a>
<input type="checkbox"/>	Portrait of an Artist: Heidi Fischer	Blog	<a href="#">View</a>	Yes	May 20, 2016 2:04 PM	<a href="#">edit</a> <a href="#">delete</a>
<input type="checkbox"/>	"Grower the Good" – Grower Cleveland's Birthday	Blog	<a href="#">View</a>	Yes	Dec 11, 2015 5:01 PM	<a href="#">edit</a> <a href="#">delete</a>

# Administration Views

## Drupal 8 Core Content Page

+ Add content

Published status Content type Title Language  
- Any - - Any -  - Any -

Filter

Action

Delete content

Apply to selected items

<input type="checkbox"/>	TITLE	CONTENT TYPE	AUTHOR	STATUS	UPDATED	OPERATIONS
<input type="checkbox"/>	<a href="#">40 Year-old Virgin</a>	Movie	<a href="#">sfelder</a>	Published	12/03/2016 - 17:08	Edit ▾
<input type="checkbox"/>	<a href="#">Think Like a Man</a>	Movie	<a href="#">sfelder</a>	Published	12/03/2016 - 17:07	Edit ▾
<input type="checkbox"/>	<a href="#">The Hobbit</a>	Movie	<a href="#">sfelder</a>	Published	12/03/2016 - 17:07	Edit ▾



# Administration Views

Drupal 7 Administrative Node View (/admin/structure/views/view/admin\_views\_node)

Drupal 8 Content View (/admin/structure/views/view/content)

The screenshot displays the Drupal 8 administrative interface for configuring the 'Content' view. The top navigation bar includes links for 'Back to site', 'Manage', 'Shortcuts', and the user 'sfelder'. Below this is a secondary navigation bar with icons for 'Content', 'Structure', 'Appearance', 'Extend', 'Configuration', 'People', 'Reports', and 'Help'. The main content area is divided into three columns:

- TITLE**: Shows the title 'Content'.
- FORMAT**: Shows the format 'Table' with a 'Settings' link.
- FIELDS**: A list of fields including 'Content: Node operations bulk form', 'Content: Title (Title)', 'Content: Content type (Content type)', '(author) User: Name (Author)', 'Content: Publishing status (Status)', 'Content: Changed (Updated)', and 'Content: Operations links (Operations)'. An 'Add' button is visible.
- FILTER CRITERIA**: A list of filter criteria including 'Content: Published status or admin user', 'Content: Publishing status (grouped)', 'Content: Content type (exposed)', 'Content: Title (exposed)', and 'Content: Translation language (exposed)'. An 'Add' button is visible.
- PAGE SETTINGS**: Includes 'Path: /admin/content/node', 'Menu: Tab: Content | Parent menu item', 'Access: Permission | Access the Content overview page', and an 'Add' button.
- HEADER**: Includes an 'Add' button.
- FOOTER**: Includes an 'Add' button.
- NO RESULTS BEHAVIOR**: Includes 'Global: Unfiltered text (Global: Unfiltered text)' and an 'Add' button.
- PAGER**: Includes 'Use pager: Full | Paged, 50 items' and 'More link: No'.
- ADVANCED**: A section containing several settings:
  - CONTEXTUAL FILTERS**: Includes an 'Add' button.
  - RELATIONSHIPS**: Includes 'author' and an 'Add' button.
  - EXPOSED FORM**: Includes 'Exposed form in block: No' and 'Exposed form style: Basic | Settings'.
  - OTHER**: Includes 'Machine Name: page\_1', 'Administrative comment: None', 'Use AJAX: No', 'Hide attachments in summary: No', 'Contextual links: Hidden', 'Use aggregation: No', 'Query settings: Settings', 'Caching: Tag based', and 'CSS class: None'.

# EIM (Extend Image Module)

[drupal.org/project/eim](https://drupal.org/project/eim)

- Allows us to make image Alt text and title text required!
  - These are not required by default in Drupal 7
- Included in Drupal 8 core

# EIM (Extend Image Module)

## Drupal 7 Core Default Accessible Image Options

☒ Enable *Alt* field

The alt attribute may be used by search engines, screen readers, and when the image cannot be loaded.

☐ Enable *Title* field

The title attribute is used as a tooltip when the mouse hovers over the image.

## Drupal 7 Image Field in Add Content Form

Page Image



[Image Preview](#)

 bluesamba.gif (3.12 KB)

Remove

Alternate text

This text will be used by screen readers, search engines, or when the image cannot be loaded.



**Alt text not required, easily skipped**

# EIM (Extend Image Module)

## Drupal Accessible Image Options with EIM enabled

☒ Enable *Alt* field

The alt attribute may be used by search engines, screen readers, and when the image cannot be loaded. Enabling this field is recommended.

☒ *Alt* field required

Making this field required is recommended.

☐ Enable *Title* field

The title attribute is used as a tooltip when the mouse hovers over the image. Enabling this field is not recommended as it can cause problems with screen readers.

## Drupal Image Field in Add Content Form

### Page Image



 bluesamba.gif (3.12 KB)

Remove

Alternate text \*

This text will be used by screen readers, search engines, or when the image cannot be loaded.

[Image Preview](#)

# Focal Point

[drupal.org/project/focal\\_point](https://drupal.org/project/focal_point)

- Never allow Drupal to crop a bad image again!
- Eliminate the need for multiple dimensions of the same image
- Specify the most important portion of an image (its focal point)
- Blends nicely with Drupal's image styles and various image sizes
- Available for Drupal 7 and 8

# Focal Point

## Default image field in content form

Image



[Image Preview](#)



[Solo-A-Star-Wars-Story-new-poster-948553.jpg](#) (50.2 KB)

Remove

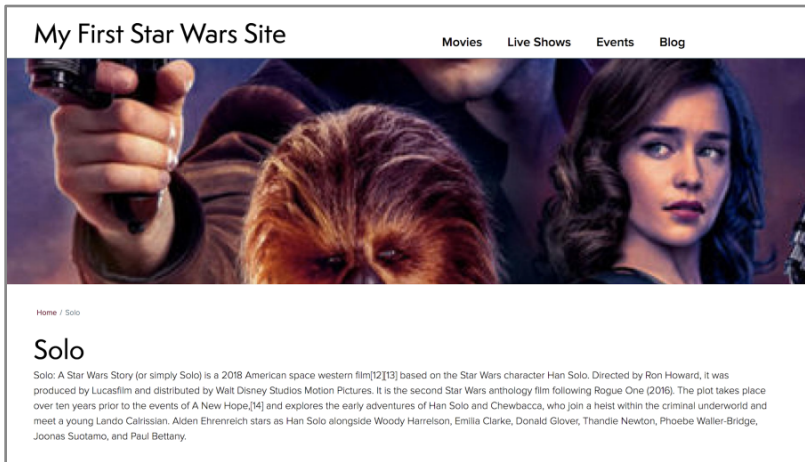
**Alternate text \***

Solo movie poster

This text will be used by screen readers, search engines, or when the image cannot be loaded.

# Focal Point

Hero image, no focal point



The movie's main character is cropped out of the image!

# Focal Point

Install the Crop & Focal Point Modules, select the “Focal Point Scale & Crop” effect for your Image Style

Image style name \*

Page Hero Image (1900x640)

Machine name: hero\_1900x640 [\[Edit\]](#)

EFFECT

+

Focal Point Scale and Crop 1900x640

+

✓ Select a new effect

Manual crop

Focal Point Crop

Focal Point Scale and Crop

Convert

Add



# Focal Point

Adjust the image's focal point in your content

Image



[Image Preview](#)

 [Solo-A-Star-Wars-Story-new-poster-948553.jpg](#) (50.2 KB)

[Remove](#)

**Alternate text \***

Solo movie poster

This text will be used by screen readers, search engines, or when the image cannot be loaded.

Click and drag the crosshair to target the most important portion of the image. This portion of the image will never be cropped.

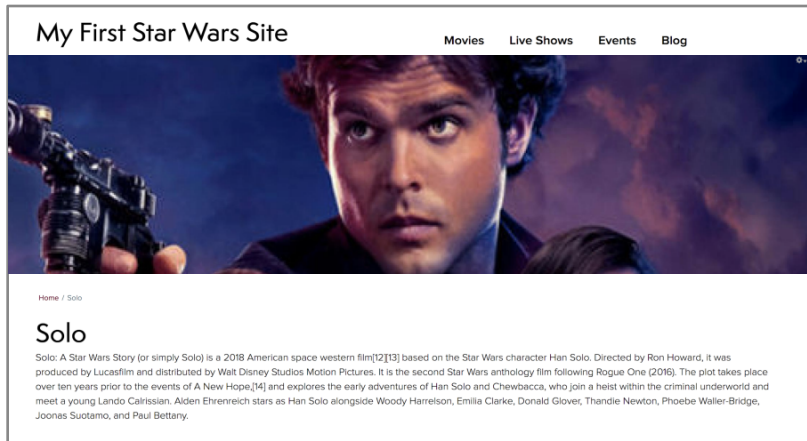
**Page Image**



[Image Preview](#)

# Focal Point


Hero image, with focal point assigned



# Focal Point

Content blocks with varied image sizes using the same image style

## Upcoming Shows



### Star Wars: The Empire Strikes Back

Mon Jun 25



### Star Wars Marathon

Wed Jun 20



### Solo

Tue Jun 12



### Star Wars Made Simple

Mon Jun 11

# Focal Point

Adjust the focal point for each node's image



Star Wars: The Empire  
Strikes Back

Mon Jun 25



Star Wars Marathon

Wed Jun 20



Solo

Tue Jun 12



Star Wars Made Simple

Mon Jun 11

# Field Group

[http://drupal.org/project/field\\_group](http://drupal.org/project/field_group)

- Makes organizing fields easier, more intuitive
- Cleans up the Add content form
- Choose from Tab, Accordion, other UI options
- Available for Drupal 7 or 8

# Field Group

## Default Content type > Manage Fields Page

<a href="#">+ Add group</a>		
FIELD	WIDGET	
✚ Movie Title	Textfield ▼	Textfield size: 60
✚ Body	Text area with a summary ▼	Number of rows: 9 Number of summary rows: 3
✚ Release Year	Number field ▼	No placeholder
✚ Genre	Check boxes/radio buttons ▼	
✚ Director	Textfield ▼	Textfield size: 60
✚ Featured Actor	Textfield ▼	Textfield size: 60

# Field Group

Add content form

The screenshot shows a web application interface for creating a movie entry. The form is titled "Create Movie" and includes a navigation bar at the top with links like Home, Settings, Overview, and others. The main content area is divided into several sections:

- Movie Title:** A text input field.
- Body (Rich text editor):** A large text area with a toolbar for formatting (bold, italic, link, etc.).
- Text format:** A dropdown menu set to "Basic HTML".
- Release Year:** A text input field.
- Genre:** A list of radio buttons for selecting a genre: ☐ Biographical, ☐ Comedy, ☐ Drama, ☐ Romantic Comedy, ☐ Sci-Fi.
- Director:** A text input field.
- FEATURED ACTOR:** A section with three rows, each containing a plus icon and a text input field.
- Image:** A text input field with a note "One file only, 128 MB max." and a link "Allowed types: png, gif, jpg, jpeg".
- Location:** A text input field.
- REVIEWS:** A section with a plus icon and a text input field.
- ADDITIONAL ACTORS:** A section with a plus icon and a text input field.

On the right side of the form, there is a sidebar with a "Last saved" section, a "Create new review" link, and a "Review log message" link. Below this, there are expandable sections for "MENU SETTINGS", "URL PATH SETTINGS", "AUTHORING INFORMATION", and "PROMOTION OPTIONS".

# Field Group

Create, drag and drop groups of fields

+ Add group			
FIELD	WIDGET		
+ Tab Group	Content ▾	Tabs ▾	Direction: vertical
+ Main Details	Content ▾	Tab ▾	Tab: open
+ Movie Title	Textfield ▾	Textfield size: 60	⚙
+ Synopsis	Text area with a summary ▾	Number of rows: 9 Number of summary rows: 3	⚙
+ Release Year	Number field ▾	No placeholder	⚙
+ Genre	Check boxes/radio buttons ▾		
+ Location	Textfield ▾	Textfield size: 60	⚙
+ Images and Video	Content ▾	Tab ▾	Tab: closed
+ Image	Image ▾	Preview image style: Thumbnail (100x100) Progress indicator: throbber	⚙
+ Full Cast and Crew	Content ▾	Tab ▾	Tab: closed
+ Director	Textfield ▾	Textfield size: 60	⚙



# Field Group

Add content  
form is now  
tabbed and  
organized

The screenshot displays a web application interface for creating a movie entry. The top navigation bar includes links for Home, Manage, Shortcuts, and a user profile (sfelder). Below this is a secondary navigation bar with icons for Content, Structure, Appearance, Extend, Configuration, People, Reports, and Help. The main heading is "Create Movie" with a star icon. A breadcrumb trail shows "Home » Node » Add content".

The form is organized into a tabbed interface on the left side, with the following sections:

- Main Details** (active tab)
- Images and Video
- Full Cast and Crew
- Ratings and Reviews

The "Main Details" section contains the following fields and controls:

- Movie Title**: A text input field.
- Synopsis (Edit summary)**: A rich text editor with a toolbar containing bold (B), italic (I), bulleted list, numbered list, link, and unlink icons, along with a "Format" dropdown and a "Source" button.
- Text format**: A dropdown menu currently set to "Basic HTML", with a link to "About text formats".
- Release Year**: A text input field with a label "The release year of the movie."
- Genre**: A list of checkboxes for "Bromance", "Comedy", "Drama", "Romantic Comedy", and "Sci-Fi", with a label "This is the movie's tag."
- Location**: A text input field.

At the bottom of the form are two buttons: "Save and publish" (highlighted in blue) and "Preview".

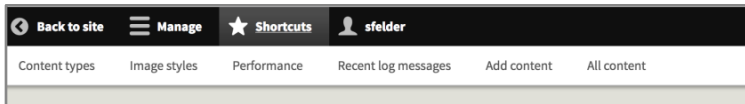
On the right side of the form, there is a sidebar with the following information:

- Last saved:** Not saved yet
- Author:** sfelder
- Create new revision** (checked)
- Revision log message**: A text input field.
- Briefly describe the changes you have made.**: A text input field.
- MENU SETTINGS**
- URL PATH SETTINGS**
- AUTHORING INFORMATION**
- PROMOTION OPTIONS**

# Tips & Tricks for Site Builders

# The Essentials

- Adopt a Content First attitude
  - Plan then build
- Follow the Drupal Way
  - Separate the content, theme, and functionality layers
  - Work with Drupal, not against it
  - Think of those that will follow
- Use your admin shortcuts!



# Drupal Report Log

/admin/reports/dblog > Use filters

## Recent log messages ☆

[View](#)[Delete](#)

[Home](#) > [Administration](#) > [Reports](#)

The Database Logging module logs system events in the Drupal database. Monitor your site or debug site problems on this page.

### FILTER LOG MESSAGES

**Type**

- access denied
- block\_content
- content
- cron
- menu
- menu\_link\_content
- node
- page not found

**Severity**

- Emergency
- Alert
- Critical
- Error
- Warning
- Notice
- Info
- Debug

[Filter](#)[Reset](#)


TYPE	DATE	MESSAGE	USER	OPERATIONS
content	08/21/2018 - 01:17	movie: added Star Wars.	sfelder	<a href="#">View</a>
content	12/03/2016 - 17:08	movie: updated 40 Year-old Virgin.	sfelder	<a href="#">View</a>
content	12/03/2016 - 17:07	movie: updated Think Like a Man.	sfelder	<a href="#">View</a>
content	12/03/2016 - 17:07	movie: updated The Hobbit.	sfelder	<a href="#">View</a>
content	12/03/2016 - 17:06	movie: updated The Desolation of Smaug.	sfelder	<a href="#">View</a>

# Simple Drush Commands for Site Builders

- Manage your site quickly
- Manage yourself and other users quickly

# Drush Site Management

## Open your Drupal Shell (Drush)

- Open Terminal, Command Prompt or another command line interface
  - If using Acquia Dev Desktop, click the terminal window icon 
- Navigate to your site: `$ cd sites/myDrupalSite`

## Manage your database

- **Backup:** `$ drush sql-dump --result-file=my_backup_file.sql`
- **Restore**
  - `$ drush sql-drop` (drop / clear all tables)
  - `$ drush sql-cli < my_backup_file.sql` or `~/my_backup_file.sql`
  - **Update:** `$ drush updatedb` or `$ drush updb`

## Clear your site's cache

- **Drupal 7:** `$ drush cc all`
  - `$ drush cc css-js`
- **Drupal 8:** `$ drush cr`

## Manage your modules

- **List:** `$ drush pml` or `$ drush pm-list`
- **Enable and disable**
  - `$ drush en <module_name>` or `$ drush en <module_name>*`
  - `$ drush dis <module_name>`
- **Download:** `$ drush dl <module_name> -y`
- **Update all:** `$ drush up`
- **Uninstall:** `$ drush dl <module_name> -y`

# Drush User Management

## Create a new user

- `$ drush ucr <username>`
- `$ drush ucr sfelder2 --mail=sfelder@email.com --password=password1`

User ID	:	758
User name	:	sfelder2
User mail	:	sfelder@email.com
User roles	:	authenticated user
User status	:	active

## Manage roles

- **View info:** `$ drush uinf sfelder2`
- **Add new role:** `$ drush urol "administrator" sfelder2`

## Manage user account access

- **Unblock a user after too many password attempts**  
`$ drush uublk <username>`
- **Change a password**  
`$ drush upwd <username> --password="SOMEPASSWORD"`

## Log in with a one time link

- **Works with the WSOD!**
- `$ drush user-login sfelder2`
- Generates a link, copy the entire URL *after* "http://default" and paste into your address bar after your site domain
  - `mylocalsite.com/user/reset/1/678971620/n75RR6vYYjNqcb6jCAMERAz7rA6ly-X_12345unj04R-fE/login`

# Tools & Resources for Site Builders



# Site Building Toolbox

- WebAIM Color Contrast Checker
  - <https://webaim.org/resources/contrastchecker>
  - Check RGB hexadecimal text colors against various backgrounds for accessibility
- Dirty Markup
  - <http://www.10bestdesign.com/dirtymarkup>
  - Beautify poorly formatted HTML, CSS, or JS
- Convert Case
  - <http://convertcase.net>
  - Convert text to upper, lower, or Sentence case
- 0to255
  - <http://www.0to255.com>
  - Pick a color, any color
- Lorem Pixel
  - <http://loempixel.com>
  - Image placeholders at any size!

# Resources for Site Builders

- Drupalize.me
  - <http://drupalize.me>
- Code Karate
  - [http://codekarate.com/codekarate-posts/type/daily\\_dose\\_of\\_drupal](http://codekarate.com/codekarate-posts/type/daily_dose_of_drupal)
- Drupal Documentation
  - <http://www.drupal.org/documentation>
- YouTube
  - [http://www.youtube.com/results?search\\_query=drupal+site+building](http://www.youtube.com/results?search_query=drupal+site+building)
- Your favorite search engine!

# Thank you!

Special thanks to my family, friends, and the awesome Drupalers at Quotient, Inc.

Shani Felder

[drupal.org/u/sfelder](https://drupal.org/u/sfelder)