

# **The long haul: Inspiration, and mentorship in the age of COVID.**

Presentation at <https://bit.ly/32UO4XX>



**How do we move  
together when  
we're so far apart?**



# **I met Jacob b/c of BarCamp NYC 2**

- **Community**
- **Privilege**
- **Access**



**2006 - Twitter**

**2007 - The Hashtag**

**2007, June - iPhone for sale**

**2008, July - Apple App Store  
Launch**

# Twitter vote report.

2008

50,000  
tweets to  
protect  
democracy.



★ Home   ★ How to participate   ★ See it in action   ★ Spread the word   ★ Press   ★ About

## Live #votereports across the country:



[About](#)[Products](#)[Services](#)[Work](#)[Blog](#)

# Apps for Democracy

## 2008

# First municipal apps competition

## Apps for Democracy Innovation Content

CLIENT

DC Government

PROJECT TYPE

Community Development, Innovation Design

[Visit the Site](#)[Download the Guide](#)

In September of 2008, Vivek Kundra (then DC CTO, first Federal CIO) asked iStrategyLabs how we could make DC.gov's revolutionary [Data Catalog](#) useful for the citizens, visitors, businesses and government agencies of Washington, DC. The Data Catalog contains all manner of open public data featuring real-time crime feeds, school test scores, poverty indicators, and is the most comprehensive of its kind in the world.

Our answer was to hold an innovation contest where we put the data in the hands of our talented citizens, and gave them cash prizes and recognition for their efforts in developing technology for their neighbors and city government. We therefore created Apps for Democracy – a contest that cost Washington, DC \$50,000 and returned 47 iPhone, Facebook and web applications with an estimated value in excess of \$2,300,000 to the city.

Apps for Democracy has inspired similar movements in over 50 countries and cities around the world.

Strategy

Creative

Development

1

2

3



# Federal Open Government Initiative

2009

# Transparency Participation Collaboration



## LATEST BLOG POSTS

March 21, 2014 at 3:23 PM EDT

### Agencies Abuzz During Sunshine Week

While we work year-round on open government efforts, this week we are excited to highlight achievements and progress made on open government goals.

February 28, 2014 at 3:31 PM EDT

### We Love it When a Plan Comes Together...

Federal agencies are currently hard at work developing revised Open Government Plans — blueprints that are published every two years, highlighting agency progress towards making their work more transparent, participatory, and collaborative, and outlining new open government commitments going forward.

December 6, 2013 at 11:30 AM EDT

### The United States Releases its Second Open Government National Action Plan

The Obama Administration released the second U.S. Open Government National Action Plan, announcing 23 new or expanded open-government commitments that will advance these efforts even further. Highlights of the second National Action Plan included "We the People," Freedom of Information Act (FOIA) Modernization, The Global Initiative on Fiscal Transparency (GIFT), Open Data to the Public and Participatory Budgeting.

## PARTICIPATE NOW

**WE the PEOPLE** YOUR VOICE IN OUR GOVERNMENT

Create and Sign Petitions on WhiteHouse.gov

GET STARTED NOW

## OPEN GOVERNMENT POLICY

### Open Data Policy

Guidance to better manage Federal information as an asset to make it more open, accessible, and usable by the public.

### Executive Order on Making Open and Machine Readable the New Default for Government Information

The President's Executive Order on making Federal Government information more open and accessible to promote economic growth and government efficiency.

## SELF-ASSESSMENT



DOWNLOAD THE PDF

## STATUS REPORT



Download the PDF



A place where the public



**2009 - NYC BigApps Launched  
Longest running Muni App Competition**



BetaNYC is a civic organization  
improving the lives of New Yorkers  
through technology, design, and data.  
Our work focuses on demystifying  
technology, and increasing digital and  
data literacy.



**Connect**



**Learn**

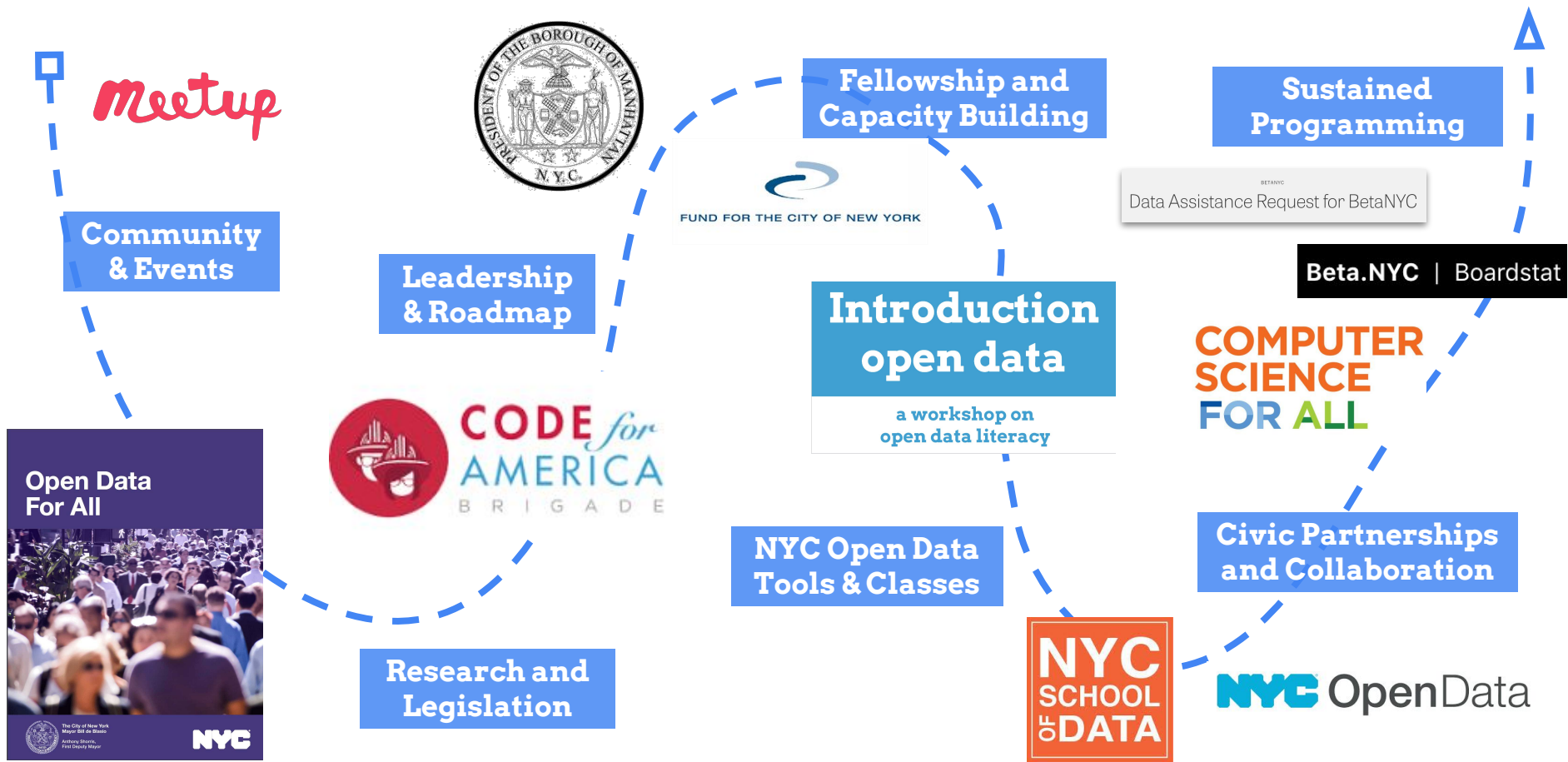


**Innovate**



**Collaborate**

# A journey of civic technology and community organizing in NYC



# Our Work

**A look at some of our past and ongoing work  
including our tools, programs and engagement...**



# What we do



## Talent & Career Pipeline

Our Civic Innovations Fellowship exposes CUNY students to employment as a public servant, we equip them with digital era analytical skills and give them an inside view of government.



## Research & Tools

Our human-centered research provides in-depth assessments of local needs. We build digital tools and promote agile processes that make it easier for government workers to do their jobs.



## Engagement & Advocacy

Our trainings, public events, and programs provide critical space for demystifying civic infrastructure and digital expertise, and directly supporting emerging needs in a digital civic society.

## Our Process

We work directly with stakeholders. Our work engages and empowers New Yorkers and NYC government to achieve open data for all and digital and data literacy throughout the five boroughs.



Students

Advocates

Community Groups

Community Boards

Council Members

Educators

Non-Profits

NGOs

Small Businesses

NYC Agencies

NYC Employees

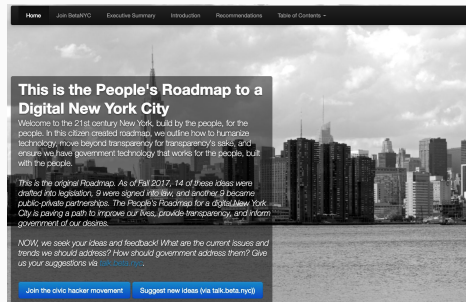






# Research & Advocacy

# The People's Roadmap to a Digital NYC



## Executive Summary

Welcome to The People's Roadmap to a Digital New York City. In this document you will find values and recommendations formulated by people of New York, for the people of New York, for the 21st Century. Through our roadmap, we look at technology as a catalyst for empowerment and bridging municipal management inequalities.

Through the People's Roadmap to a Digital New York City, we want to move beyond transparency. We want a government that asks us about our needs and is responsive to our problems. Written for the people, by the people, this roadmap has traveled to all five boroughs lighting a pathway for New York City to stay the world's premier digital city.

"Technology is not a slice of the pie, but the pie." - Andrew Rasiej, Chairman of the New York Tech Meetup.

As of the November 2013 election, New York City is at a critical inflection point. A new cast of actors will assume powerful roles across government. This document will help guide this next administration and successive ones into community digital services.

**“We firmly believe in a progressive New York City where technology fuels opportunity, inclusion, engagement, efficiency, and innovation.”**

# Resulted in 34 proposals...



14 introduced  
as legislation



9 new laws  
were passed



9 public-private  
partnerships

# Other Publications

## BetaNYC's Civic Innovation Fellows Community Board Technology Needs Report 2018

### CIF Community Board Technology Needs Report

#### Introduction

Community Board Technology Needs Report 2018

The report identifies and

Requests from Community

• Data collection and analysis

• Data collection and analysis

• Data collection and analysis

• Data collection and analysis

• Data collection and analysis

• Data collection and analysis

• Data collection and analysis

• Data collection and analysis

• Data collection and analysis

• Data collection and analysis

• Data collection and analysis

• Data collection and analysis

• Data collection and analysis

• Data collection and analysis

• Data collection and analysis

• Data collection and analysis

• Data collection and analysis

• Data collection and analysis

• Data collection and analysis

• Data collection and analysis

• Data collection and analysis

• Data collection and analysis

• Data collection and analysis

• Data collection and analysis

• Data collection and analysis

• Data collection and analysis

• Data collection and analysis

• Data collection and analysis

• Data collection and analysis

• Data collection and analysis

• Data collection and analysis

• Data collection and analysis

• Data collection and analysis

• Data collection and analysis

• Data collection and analysis

• Data collection and analysis

• Data collection and analysis

• Data collection and analysis

• Data collection and analysis

• Data collection and analysis

• Data collection and analysis

• Data collection and analysis

• Data collection and analysis

• Data collection and analysis

• Data collection and analysis

• Data collection and analysis

• Data collection and analysis

## New York City's Civic Innovation Fellowship Classes of 2015-2017

A program to empower Borough Presidents and Community Boards  
in the work of changing district government

### NYC's Civic Innovation Fellowship Classes 2015-2017



In partnership with Manhattan Borough President Gale A. Brewer, BetaNYC, City University of New York, Data and Society Research Institute, with support from the Fund for the City of New York

## Data Design Challenges and Opportunities for NYC Community Boards

### Data Design Challenges and Opportunities for NYC Community Boards

#### Executive Summary

#### Rationale for Research

Executive Summary

## Data Design Challenges and Opportunities for NYC Community Boards

### Prototyping RADAR for New York City and beyond

#### Executive Summary

#### Rationale for Research

Executive Summary

# BetaNYC's Tools

**Building solutions with the city, for the city.Class**

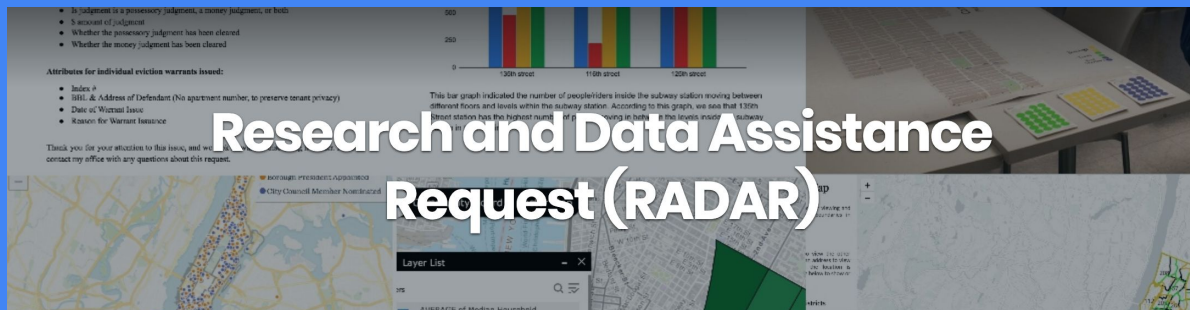


# **RADAR**

Research and Data Assistance Requests

**Submit a request!**

[\*\*https://beta.nyc/radar\*\*](https://beta.nyc/radar)



# Research and Data Assistance Request (RADAR)

## Data Assistance Request for BetaNYC

Do you have questions about data? Do you need a map? Need a little extra hand crunching a few numbers?

BetaNYC can help you with your data needs - finding, scraping, analysis, visualization, mapping, and more.

This form is designed for us to lend you a hand. Please fill in as many fields as possible.

We will respond to your need within 72 hours.

You can share this form with your colleagues by sending them to  
< <http://bit.ly/betanyc-data-assistance-request> >.

Start



[View a previous submission or resume a draft](#)

CONTACT EMAIL  
[DataAssistance@Beta.NYC](mailto:DataAssistance@Beta.NYC)

SHARE THIS



# 50 + requests

from  
Borough Presidents,  
Community Boards,  
and NGOs since  
October 2018.

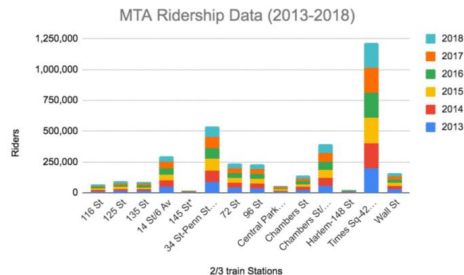


# Research & Data Assistance Requests

## RADAR:

### Ridership on the 2 / 3 subway lines

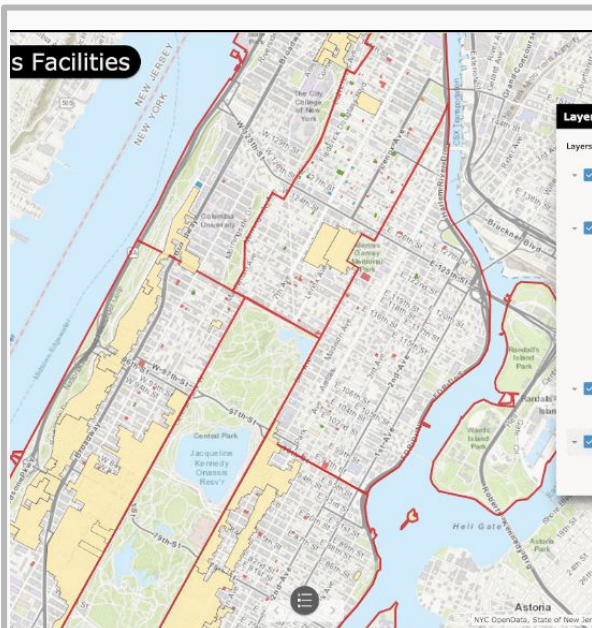
MTA Ridership Data organizes the number of riders according to per station rather than train line so it was not possible to get the exact number of 2 / 3 train riders in total but they are broken down according to specific subway stations.



The stacked bar graph above was accumulated using MTA Ridership Data. We can see that compared to other stops of 2 / 3 subway lines, 135th subway station has relatively few riders per year.

Station (alphabetical by borough)	2013	2014	2015	2016	2017	2018
116 St	11,308	11,787	12,196	12,090	11,553	10,707
125 St	15,351	15,744	15,986	15,719	15,692	14,746
135 St	14,690	15,335	15,598	15,446	15,023	14,343
14 St	49,316	49,990	50,335	50,692	48,565	48,508
145 St	3,426	3,821	3,664	3,590	3,540	2,105

Reports



Maps



OFFICE OF THE PRESIDENT  
BOROUGH OF MANHATTAN  
THE CITY OF NEW YORK

1 Centre Street, 14th floor, New York, NY 10007  
(212) 609-8300 p (212) 609-4306 f  
401 West 120th Street, New York, NY 10007  
(212) 312-1000 p (212) 312-4014 f  
www.manhattanbp.nyc.gov

Gale A. Brewer, Borough President

January 11, 2019

Janet DiFiore  
Chief Judge  
Office of Court Administration  
25 Beaver Street - Rm. 852  
New York, NY 10004

Dear Hon. Janet DiFiore:

The Manhattan Borough President Gale Brewer, BetaNYC, and the Housing Data Consortium are committed to using data and technology to address New York City's housing affordability crisis. We are writing to you to request that the Office of Court Administration publish a limited data feed of holdover and non-payment court filings, judgments, and warrant issuances on the New York State Open Data portal. Given the sensitivity of housing court data, the published feed should balance the need for both tenant privacy and data transparency.

Housing data transparency is important for both understanding the scope and scale of the housing crisis and for evidence-based program implementation. The publication of a dataset of executed eviction warrants on the New York City Open Data portal has made it possible to identify neighborhoods most impacted by evictions. This has shaped the roll out of the Right to Counsel Law and will make it possible to measure its impact over time.

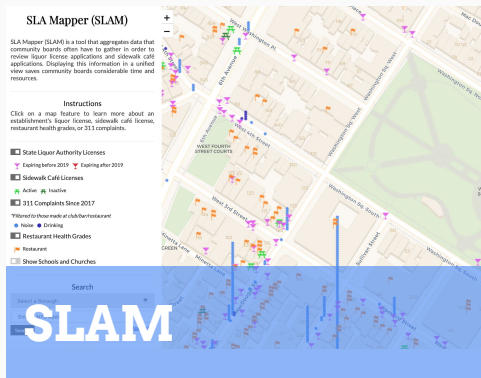
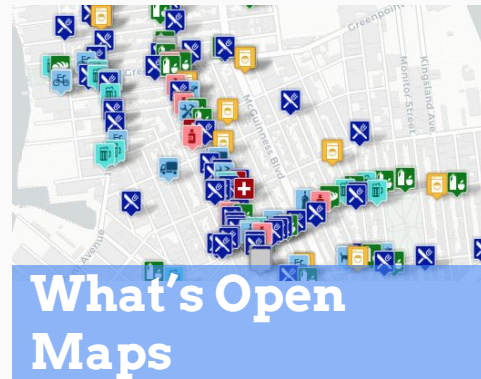
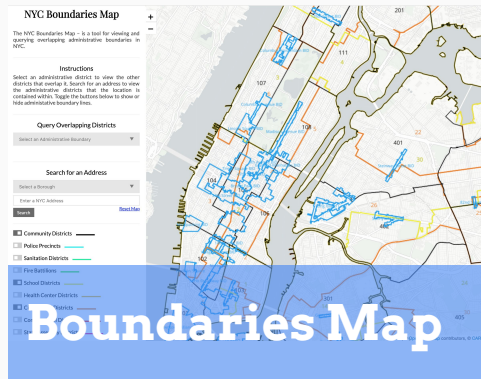
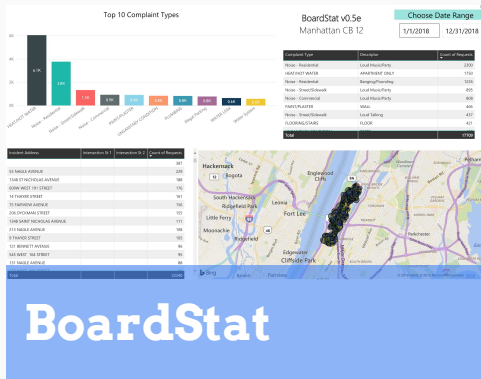
But executed evictions only tell a part of the story. With the rent laws up for renewal in 2019, there is a need for data describing eviction filings, judgments, and warrants issued. These represent the three steps of the housing court process before an eviction warrant is executed, with displacement of rent regulated tenants occurring at each step.

While data access is important, there are negative consequences to unmitigated data transparency. Screening companies have long used OCA data feeds to erroneously measure landlord risk, leading to the proliferation of harmful tenant blacklists.

Letters to Agencies



# BetaNYC Tools: 5 Tools + 50+ Data Assistance Requests



Full Board	Jan	Feb	Mar	Apr	May
Quorum					
Fred Arcaro					P
Kyle Athyade					A
Ahsia Badi					P
Martin Barrett					A
Elvy Barroso					P
Robin Broschi					A
Pedro Carrillo					LA
Jim Collins					LA
Colleen Curtis					LA
Louise Dankberg					P
Daniel Devine					A
Beatrice Disman					P
Richard Eggers					P
Carole Gardner Diarra	A	NA	NA	NA	NA
Adam C. Hartke					P
Mollie Heller					P
Aaron Hill					P
Ellen Imbimbo					P
Paige Judge					P
Kathleen Kelly					P

## BoardTrack

**Batch geocoder for nyc**

Locations to coordinates at riding the 14th street subway speed.

Fueled by Planning Lab's Geospatial and Pelias. Inspired by Erik Willems' Batch geocoder for journalists. Feedback, issues, or add a joke!

1. Indicate bound

Search for locations within a borough or a custom boundary. This could improve your results.

Borough:

2. Copy and paste a list of locations, or upload a csv.

When pasting or uploading files, your first column should be the headers. Columns should be separated by tabs or commas.

Choose File: No file chosen

name address  
Municipal Building 1 Centre Street, New York, NY 10007  
Equitable Building 120 Broadway, New York, NY 10007

## GeoCoder



# Trainings & Workshops

Advancing digital and data literacy in government



# Trainings & Workshops

BetaNYC engages thousands of New Yorkers in NYC Open Data through classes and bootcamps in partnership with local organizations, community boards and council members.

- Increased Data Literacy
- Community Engagement
- Participation and Co-Creation

## Class Offerings

**101** An interactive card game that teaches the basics of data, sorting, & filtering.

**102** Intro to BoardStat and data journeys.

**103** Intro to the City's open data portal & spreadsheets.

**104** Advanced demographics and mapping.

**201** Open Data Train-the-Trainers

## Impact

- 2,000+ of New Yorkers taught
- Classes in The Bronx, Brooklyn, Queens, & Manhattan
- Curriculum by DOE, MODA, QPL, Community Boards, & City Council



# Civic Innovation Fellowship Program



# Civic Innovation Lab & Fellows Program

**The City's only program improving Community Boards' use of data and technology while also training the next generation of civic leaders.**



## Impact:

**59 Students**

**# 10 CUNY Schools**

**# 5 Boroughs**

## Highlights

- Diversity of Students**
- Exposure to Civil Service**
- Data Analytics Training**
- Gov & Technology Careers**



# Civic Innovation Lab & Fellows Program



## Where Our Alumni Are Now:

- **Two 2017-2018 are working upstairs as Discretionary Action consultants with Community Board 1.**
- **One Fellow accepted full-time position with Accenture to start next Fall.**
- **One Fellow is currently the Scheduler for Speaker Corey Johnson.**
- **One Fellow interning with the Statistics Department at the Federal Reserve Bank of New York.**

# Civic Innovation Lab & Fellows Program

## OVERVIEW

- Over a 7 month period on average, 10 fellows are trained in the fundamentals of civic technology, data, and design.
- Then, fellows are partnered with innovation teams that explore projects in support of Community Boards.
- The Lab also investigates Community Board workflows, develops and hosts data literacy trainings, and co-creates tools for Borough President and Boards.

## GOALS

- Open data tools for Community Boards and the general public.
- Digital & data literacy classes for all New Yorkers.
- Intensive training for CUNY Service Corp Fellows.
- Ongoing technology & data capacity building for
- Community Boards and Borough President's office.

# CS4All Hack League

Engaging MS & HS students in computer science x civics with the DOE



# Hack League Structure

## Inspiration

+

## Ideation

+

## Implementation

- *School Design-a-thons*

- *School Level*

identifying  
neighborhood issues  
and validating  
hypotheses with Open  
Data

- *Boroughwide  
Hackathons*

- *Borough Level:*  
wireframing projects to  
solve the problem they  
identified at the school  
design-a-thon

- *Citywide Hackathons*

- *Citywide Level:* building  
apps, campaigns, tools, etc.,  
to address the problem  
identified at the school  
design-a-thon



# Hack League Impact



**5 boroughwide events** engaged over 300 students from 65 middle and high schools in building 72 data-driven prototypes



**100 schools and 100 teachers** trained through 3 Professional Development Opportunities; 1 training was recorded for ongoing access



**1,500 students participated** (according to reporting by 50% of schools. A conservative guess, had all schools reported, would be 2,500 students.



**Cross-stakeholder Partnership**  
with Borough Presidents, Council Members, local Nonprofits and government agencies

I had a blast hearing from the students how they identified problems, and then creatively layed out prototypes with SME guidance...Thanks for all that you do for these students that I hope will be future members of MODA.

**Kelly Jin, Chief Analytics Officer, NYC**

- Strong diversity at boroughwide events
- Large number of females participating with many all-female teams winning

# Connecting Students with local Government



DOHMH wants to learn about youth perspectives to stop vaping. We connected DOHMH with school that created “Escape the Vape” a runner up team in Staten Island.

NYPD connected with students from their precinct at a boroughwide event and will continue to work together to co-develop solutions to noise in the neighborhood





# NYC School of Data

[schoolofdata.nyc](http://schoolofdata.nyc)

Happy Birthday,  
NYC #OpenData Law!







# **Jacob helped build**

- **Community**
- **Opportunity**
- **Infrastructure**





“I think an ideal future is a Drupal community where everyone feels like they belong, and we can have the hard conversations about belonging too. It’s not just about making representation for people who aren’t represented. It’s also about making those who are in power and privileged feel more comfortable about raising other voices.”

Fatima Sarah Khalid  
(sugaroverflow)





